

Fig. 1

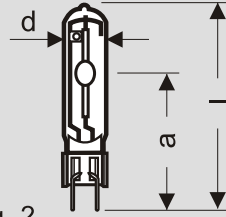


Fig. 2

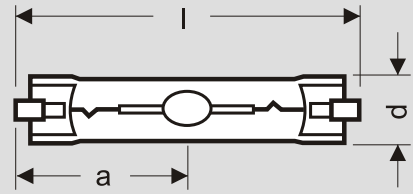


Fig. 3

Product reference	W Rated wattage	V Rated voltage	K Color temp.	lm Luminous flux	d [mm] Diameter d	LCL a [mm] Distance a	I max. [mm] Max.Length l	Base	Operating position	No.
JCL-T 35W/830	37	88	3000K	3300	19	56	100	G12	any	1
JCL-T 35W/942	37	88	4200K	3300	19	56	100	G12	any	1
JCL-T 70W/830	72	88	3000K	6600	19	56	100	G12	any	1
JCL-T 70W/942	72	88	4200K	6600	19	56	100	G12	any	1
JCL-T 150W/830	145	96	3000K	14000	19	56	105	G12	any	1
JCL-T 150W/942	145	90	4200K	12700	19	56	105	G12	any	1
JCL-TC 35W/830	37	88	3000K	3300	15	52	85	G8.5	any	2
JCL-TC 35W/942	37	88	4200K	3100	15	52	85	G8.5	any	2
JCL-TC 70W/830	72	83	3000K	6400	15	52	85	G8.5	any	2
JCL-TC 70W/942	72	83	4200K	6200	15	52	85	G8.5	any	2
JCL-TD 70W/830	72	92	3000K	6500	19	59	118	Rx7s	p45	3
JCL-TD 70W/942	74	89	4200K	6000	19	59	118	Rx7s	p45	3
JCL-TD 150W/830	144	96	3000K	13250	22	68	136	Rx7s	p45	3
JCL-TD 150W/942	144	100	4200K	14200	22	68	136	Rx7s	p45	3

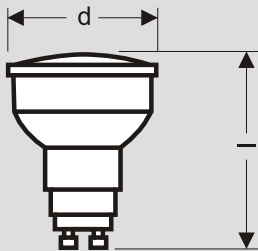


Fig. 4

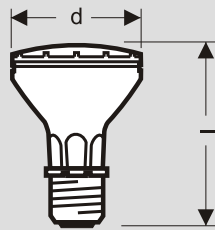


Fig. 5

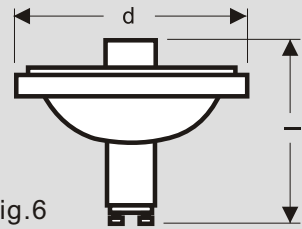


Fig. 6

Product reference	W Rated wattage	V Rated voltage	K Color temp.	cd Candela (Center Beam)	d [mm] Diameter d	I max. [mm] Max.Length l	Irradiation angle	Base	Operating position	No.
JCL-R 20W/830 MR16 12D	20	100	3000K	9000	51	66.5	12°	GX10	any	4
JCL-R 20W/830 MR16 25D	20	100	3000K	2900	51	66.5	25°	GX10	any	4
JCL-R 20W/830 MR16 40D	20	100	3000K	1500	51	66.5	40°	GX10	any	4
JCL-R 35W/930 MR16 12D	37	88	3000K	15000	51	66.5	12°	GX10	any	4
JCL-R 35W/930 MR16 25D	37	88	3000K	5000	51	66.5	25°	GX10	any	4
JCL-R 35W/930 MR16 40D	37	88	3000K	2800	51	66.5	40°	GX10	any	4
JCL-R 35W/942 MR16 12D	37	88	4200K	15000	51	66.5	12°	GX10	any	4
JCL-R 35W/942 MR16 25D	37	88	4200K	5000	51	66.5	25°	GX10	any	4
JCL-R 35W/942 MR16 40D	37	88	4200K	2800	51	66.5	40°	GX10	any	4
JCL-R 35W/830 PAR20L 10D	37	88	3000K	23000	64	92	10°	E27	any	5
JCL-R 35W/830 PAR20L 30D	37	88	3000K	5000	64	92	30°	E27	any	5
JCL-R 35W/830 PAR30L 10D	37	88	3000K	21500	95	120	10°	E27	any	5
JCL-R 35W/830 PAR30L 30D	37	88	3000K	5000	95	120	30°	E27	any	5
JCL-R 35W/942 PAR20L 10D	37	88	4200K	44000	64	92	10°	E27	any	5
JCL-R 35W/942 PAR20L 30D	37	88	4200K	7400	64	92	30°	E27	any	5
JCL-R 70W/830 PAR30L 10D	72	90	3000K	68000	95	120	10°	E27	any	5
JCL-R 70W/830 PAR30L 30D	72	90	3000K	135000	95	120	30°	E27	any	5
JCL-R 70W/830 PAR30L 40D	72	90	3000K	10000	95	120	40°	E27	any	5
JCL-R 70W/942 PAR30L 10D	72	88	4200K	63000	95	120	10°	E27	any	5
JCL-R 70W/942 PAR30L 30D	72	88	4200K	13000	95	120	30°	E27	any	5
JCL-R 70W/942 PAR30L 40D	72	88	4200K	9000	95	120	40°	E27	any	5
JCL-111 35W/830 10D	37	88	3000K	35000	111	95	10°	GX8.5	any	6
JCL-111 35W/830 24D	37	88	3000K	8500	111	95	24°	GX8.5	any	6
JCL-111 35W/830 40D	37	88	3000K	4000	111	95	40°	GX8.5	any	6
JCL-111 70W/830 10D	72	83	3000K	50000	111	95	10°	GX8.5	any	6
JCL-111 70W/830 24D	72	83	3000K	15000	111	95	24°	GX8.5	any	6
JCL-111 70W/830 40D	72	83	3000K	9000	111	95	40°	GX8.5	any	6