

JB1200AC/HR

For Hot Restrike Bulb

1200W Metal Halide Lamp Ballast



Characteristics

Power factor ≥ 0.95

Constant lamp power over service time by power regulation

Increased light output

Lamp on/off via opto coupler

JB1200AC/HR Options

Type	Order No.	Output/W	Lamps
JB1200AC/HR	JB1200AC/HR	1200	

Technical data

Wide range mains voltage	180-264V
Line frequency	47-63Hz
Open circuit voltage	Approx.280V
Lamp voltage	85-130V,120Hz square wave
Current ripple	<4%
Earth leakage current 220V ,50-60Hz	<0.7mA
Dimming range	Approx 50%
Efficiency	>0.9typ. at 220V, 0.85typ. at 180V
Power fluctuation in lamp arc/mains	$\pm 5\%$ / $\pm 1\%$
Ambient temperature	50°C forced cooling required
Output power tolerance	$\pm 5\%$
EMI	Internal noise filter
Maximum dimensions	L×W×H 205mm×115mm×60mm

No Input Protection. If want, please add a fuse rating 10A/250V at the input cable.

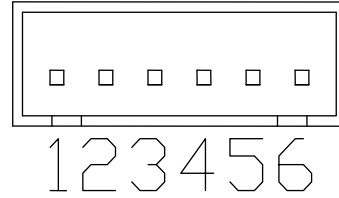
Subject to changes without notice

We reserve the right to make technical changes without prior notice.

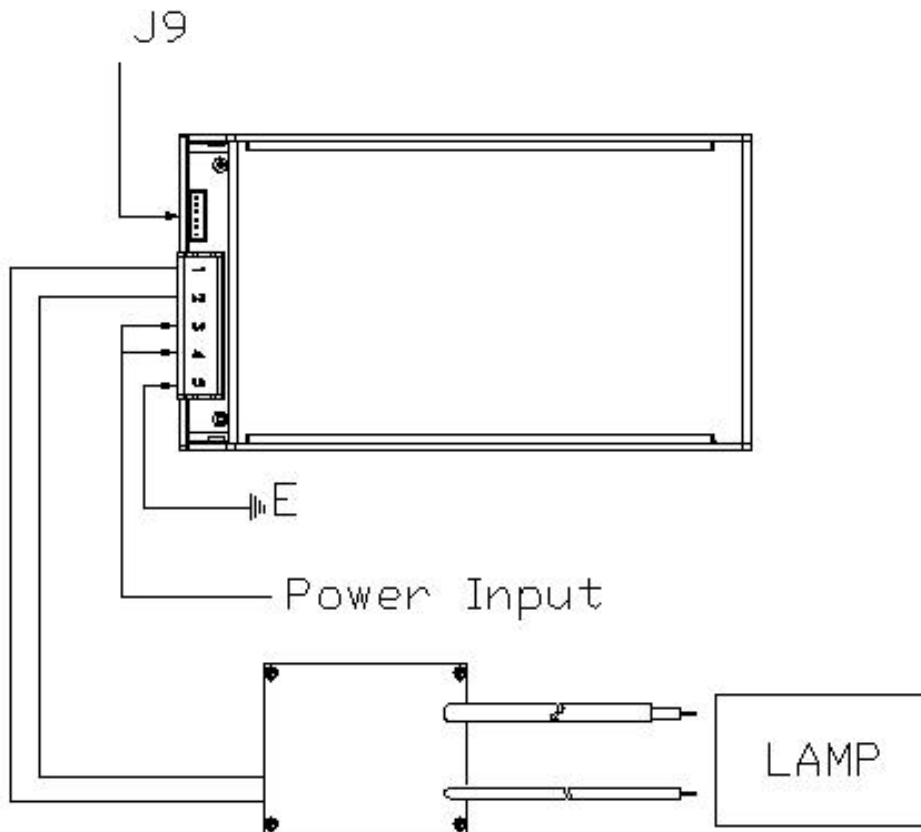
Connector wiring

ATTENTION

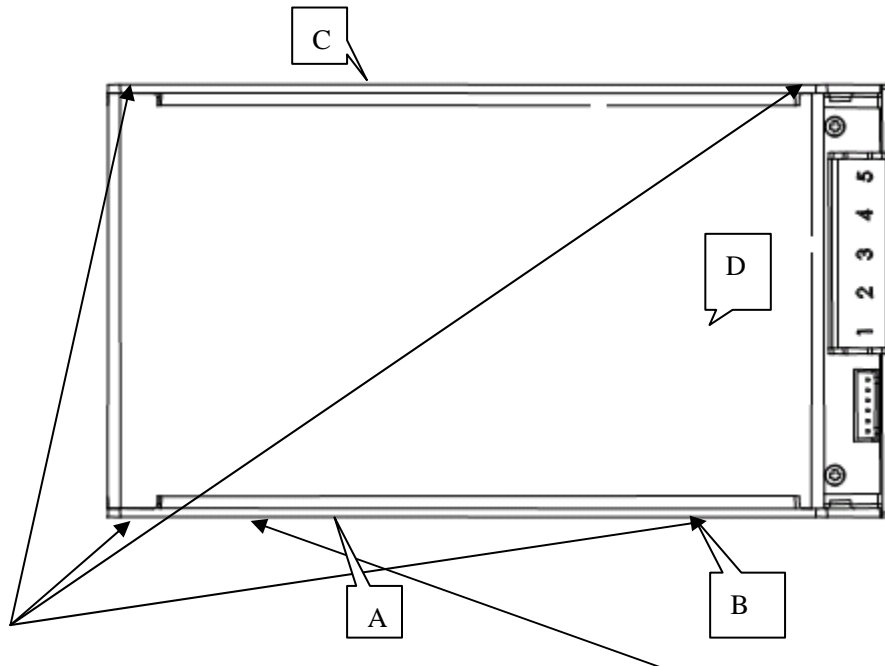
For control function connect J9



- | | | |
|-----|----------|--|
| 1—2 | 1.Ground | 2.Dimmer(5V half power, 0V full power) |
| 3—4 | | |
| 5—6 | 5.Ground | 6.On-Off (0V ON, 5V Off) |



Mounting Details and Temperature measurement points



4 × M3 × 5MM

Temperature measurement points

Point "A" 105°C Point "B" 100°C
 Point "C" 85°C Point "D" 80°C

Max. 105°C

Warning Notice

Do not attempt to handle or operate an electronic power supply (EPS) and ignitor before completely reading and understanding this notice. Contact JENBO if you are uncertain of characteristics of these devices.

The ignitor produces starting voltages of up to 30kV and electromagnetic radiation interference, which are hazardous to personnel and sensitive instrumentation. Do not touch any conductive parts during operation.

Both electronic lamp ballast and ignitor must never be installed or operated in an explosive or volatile atmosphere. Never use the ballast or ignitor near flammable gases or liquids. See that there will be no moisture, dust or similar which could lead to short circuits or fire.

Before using the ballast or ignitor in any kind of outdoor application you have to take additional measures and observe special requirements. If you uncertain, contact JENBO.

No potential isolation is provided between line input and output. Accidentally grounding of an output terminal by direct contact or arcing to GND can damage the unit (no warranty replacement).

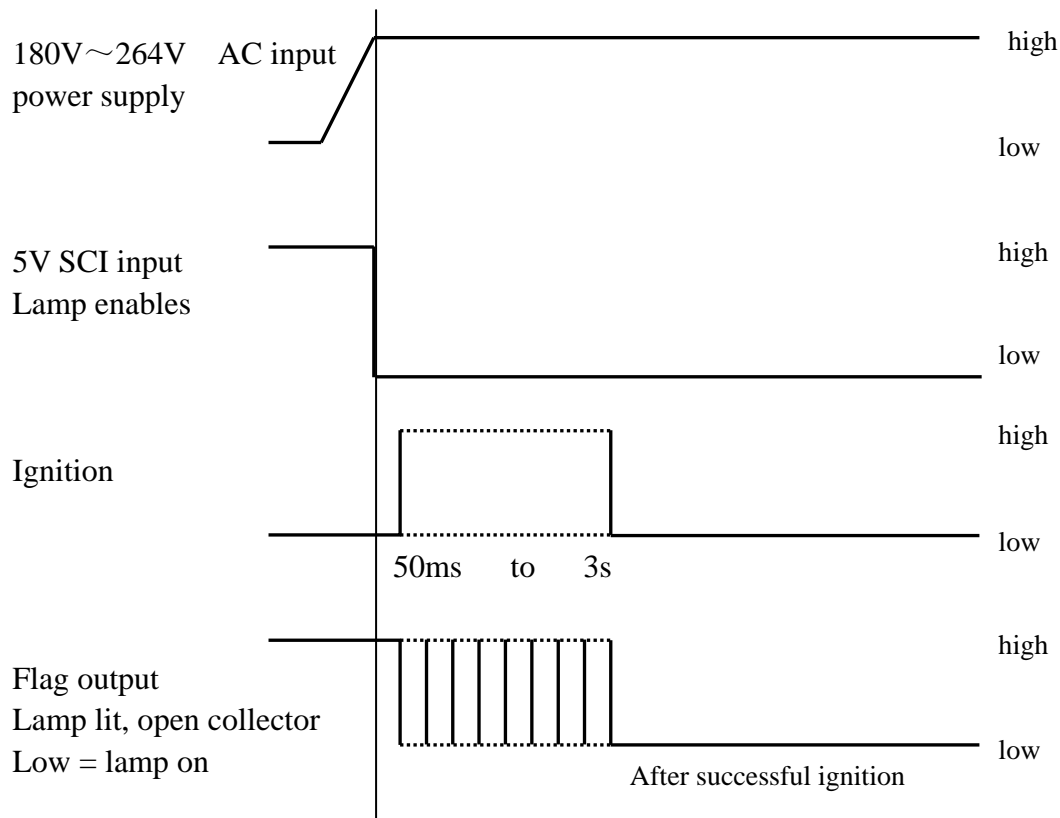
All installation and repair work on this unit is only permitted by qualified personnel.

Extreme care must be taken when testing the unit live. The use of an isolating transformer is mandatory.

Please provide sufficient cooling condition for EPS and ignitor.

JENBO does not assume liability for disregarding of this notice, incorrect use of the EPS and ignitor or disregarding of any legal requirements. This product is subject to technical changes without prior notice.

Control signals during start cycle



Control signals during shut-down cycle

